

## Optical Frequency Domain Reflectometer

### OFDR-APx Series



### High Performance OFDR

Ultra-high resolution and superior sensitivity to ensure unparalleled analysis flexibility across diverse networks, making it the ultimate tool for advanced optical diagnostics

### Applications

- Photonic Integrated Circuits (PIC) development
- Complex micro-optics, waveguides and fiber optics assemblies
- Optical cables installation and maintenance
- Fiber connectors verification and optimization
- +++

### Market Segments

- Optical Communications
- Optical Sensing
- Quantum
- +++

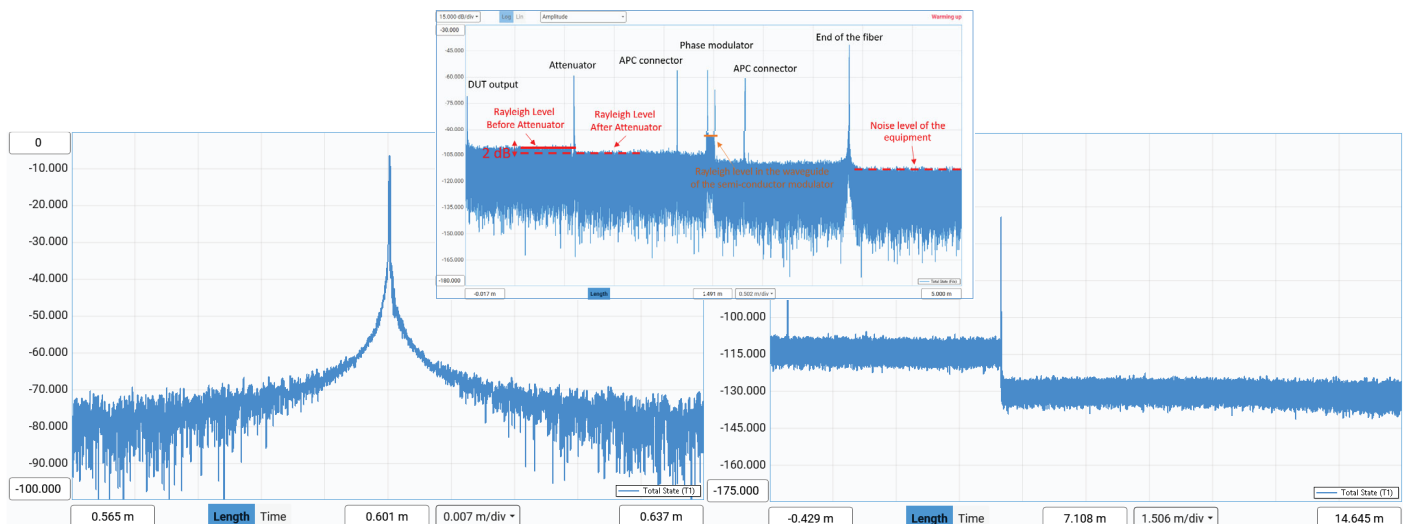
### Industries

- Telecom / Datacom
- Energy
- Aerospace & Defense
- Automotive
- Academic Research
- Biomedical
- +++

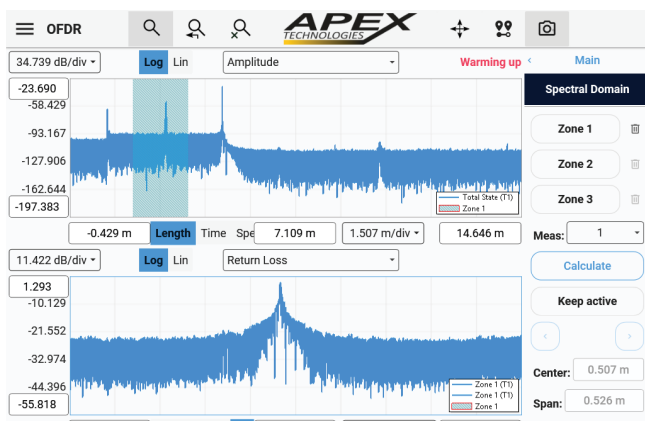
## OSA/OCSA Advantages

Advantages	Benefits	Features
High Resolution	Locate small and adjacent defects and discontinuities, even in PICs	Narrow linewidth laser + Proprietary interferometric design
Large Measurement Range	Measure both very short waveguides and long fiber assemblies	Configured with 3 selectable length modes
High Dynamic Range	Detect weak reflections despite strong reflectors in the optical path	Largest dynamic range on the market + Highest sensitivity
Versatility	Measure components in both in reflection and <i>transmission</i>	Proprietary interferometric design
Ease of use	Time-saving efficiency	User-friendly interface & Remote control capabilities

### High Sensitivity & High Dynamic Range, for the Analysis of Complex Assemblies

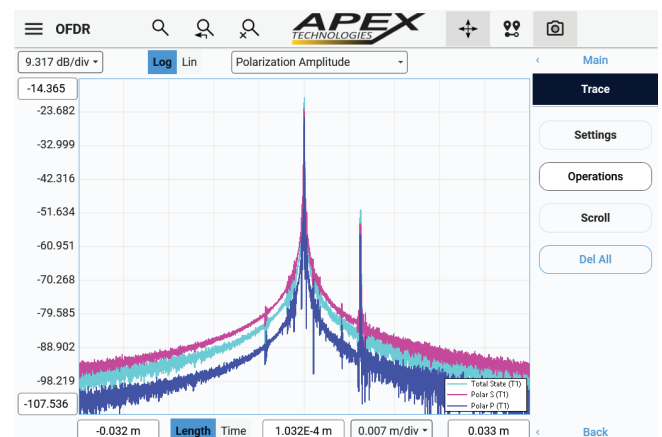


### Spectral Response



Analyze the insertion losses and return losses in time domain *and* spectral domain

### Polarization Diversity



Two (2) orthogonal polarization states are measured independently and displayed, individually or combined

## Performance Specifications

Parameters	Values	Units
Wavelength range		
OFDR-AP6-O	1260 to 1355	nm
OFDR-AP6-CL	1520 to 1630	nm
Length mode		
Two-point sampling resolution	8   16   32   42	μm
Length modes – Reflection	2   11   45   90   181   244	m
Length modes – Transmission <sup>1</sup>	4   22   90   180   362   488	m
Wavelength absolute accuracy	± 1.5	pm
Wavelength relative accuracy	< 0.5	pm
Maximum optical power	6	dBm
Measurement table	See next table	
Reflection mode		
Return loss dynamic range	85	dB
Insertion Loss dynamic range	18	dB
Sensitivity	-135	dB
Total range	-10 to -132	dB
Resolution	± 0.05	dB
Accuracy	± 0.1	dB
Length repeatability	± 12 <sup>2</sup>	μm
Transmission mode		
Insertion loss dynamic range	82	dB
Sensitivity	-118	dB
Total range	0 to -115	dB
Resolution	± 0.05	dB
Accuracy	± 0.1	dB
Length repeatability	± 24 <sup>2</sup>	μm

(1) Optional  
(2) StDev @ 3σ

## Measurement Times vs Length & Resolution



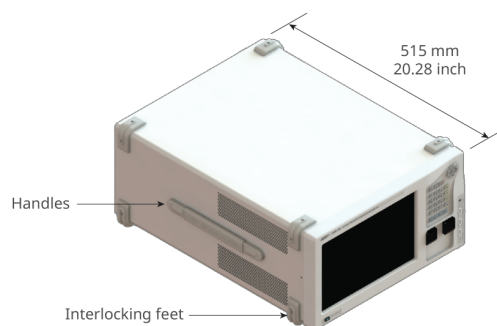
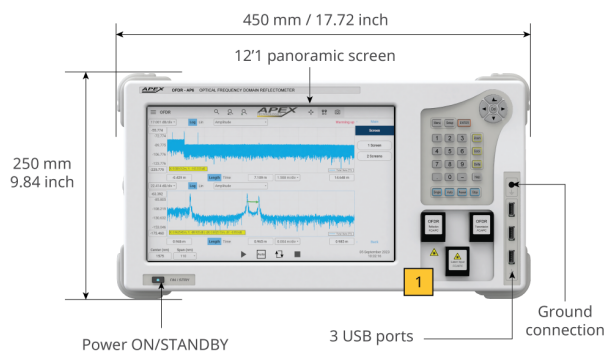
Length Mode	8 μm	16 μm	32 μm	42 μm
2 m	3 s	2 s	1.4 s	–
11 m	6.5 s	5 s	3 s	–
45 m	21 s	12 s	7 s	–
90 m	–	21 s	12.5 s	–
181 m	–	–	22 s	–
244 m	–	–	–	22 s

## General Specifications

Parameters	Values
Remote Control	Ethernet
Connectors	FC/APC
Weight	21 kg (46 lbs)
Power	115/230 VAC, 50/60 Hz, 350 W
Operating T°	+5 to 35 °C
Storage T°	-10 – +50 °C
Humidity	20 – 80% RH non-condensing

# Bring your Lab to the Top

## APEX Technologies – Experts in Next Generation Test Equipment



### APEX Technologies

9bis, rue ANGIBOUST  
91460 MARCOUSSIS  
FRANCE  
+33 (0)1 69 63 26 30

[www.apex-t.com](http://www.apex-t.com)



**APEX**  
TECHNOLOGIES

© 2025 APEX Technologies, All rights reserved.